

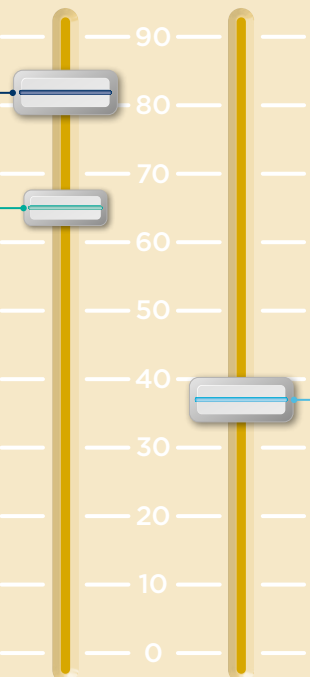
# THE ECONOMIC IMPACT OF MUSIC IN EUROPE




**€81.9 billion**  
Music sector's total GVA contribution to GDP in the EU27+UK

Larger than the GDP of 9 of the 28 EU countries (Luxembourg, Bulgaria, Croatia, Slovenia, Lithuania, Latvia, Estonia, Cyprus, Malta)

**€66.3 billion**  
The music sector's GVA contribution to GDP in the EU27 alone

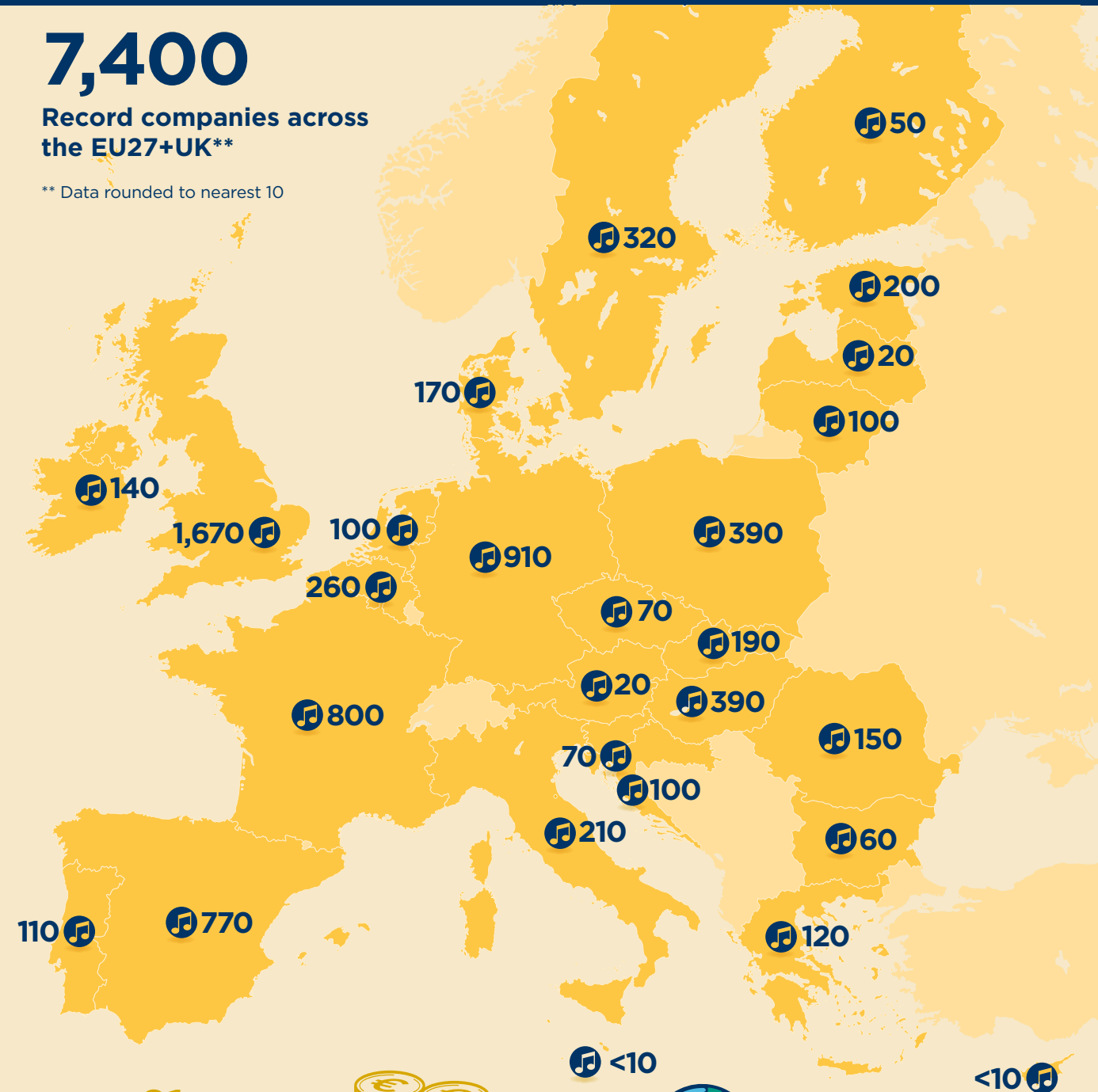


**€37.5 billion**  
Direct impact of the music sector  
**1.5 x larger** than the GDP contribution of the wine and beer manufacturing sectors



**7,400**  
Record companies across the EU27+UK\*\*


\*\* Data rounded to nearest 10



**2.0 million** Total jobs supported  
This is **1 in every 119** jobs



**1.3 million** directly employed by the music sector  
**24%** higher than the European audiovisual sector



**€9.7 billion**  
Export revenue (conservative estimate)



**13%** more than exports of all European GI-protected wines\*

\* Protected Designation of Origin + Protected Geographical Indication



**€31.0 billion** Total tax contribution  
Equivalent to **19.4%** of the entire EU budget

**€26.2 billion** contribution to the EU27 alone

Every **€1** directly generated or invested by record companies led to an additional **€1.8** GDP contribution in other parts of the music sector value chain.



**€2.3 billion**  
Record companies' revenues from European music exports